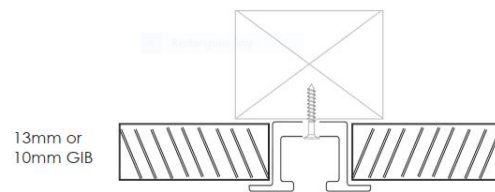


VANDA FLUSHFIT INFORMATION





VANDA FLUSH FIT TRACK




Flushfit has been conceived with Architects and Designers in mind. The track sits discreetly inside the ceiling lining and does not require bracketing. The track is 13mm deep, so requires ceiling lining 13mm thick (GIB or Gyprock), alternately the timber joists need to be routed to accommodate the depth.

The track width is 16mm, so builders need to allow a gap of 18mm for ease of installation, the 5mm overlap covers plasterboard edges.



VANDA FLUSHFIT INFORMATION

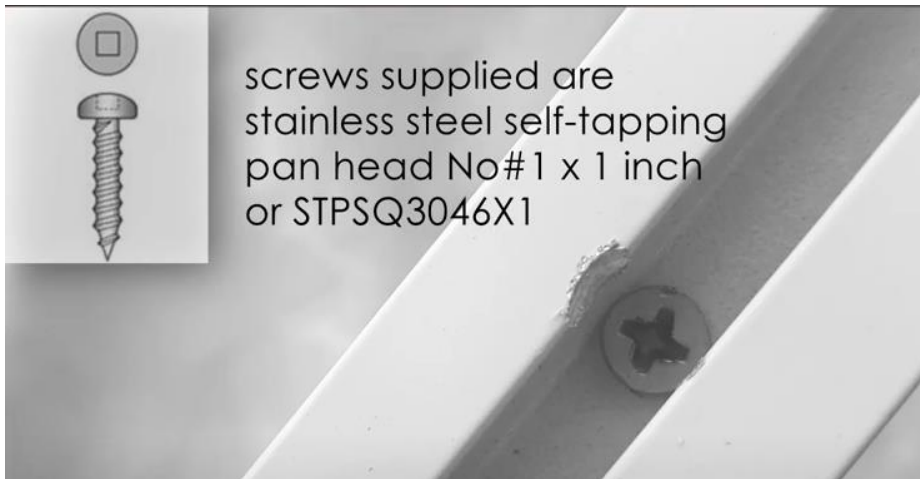
Tracks come in 6m lengths, and can be butt joined for longer installations.



Prefabricated 90 and 135 degree elbows are available.




Tracks are pre-punched at 500mm centres with 3.5mm holes. Screws are supplied. (Other screws may damage the track as pictured below)



VANDA FLUSHFIT INFORMATION

Flushfit comes in Classic White. Powder coated colours are available to order.

Allow 11mm at one end of the track, this will enable the retrofitting of the gliders. A cap is purchased to cover this open end.



The gliders are loaded using the 11mm gap once the curtains are ready to be installed.



VANDA FLUSHFIT INFORMATION

Once the gliders are installed on the track an end cover is installed to conceal the opening. Depending on the curtain heading and opening a different cover may be selected.



Flushfit end covers, with and without end stops

Flushfit may be supplied with glides (Boldtrak glides) for standard headings, or with Wavefold tape for a Ripplefold heading.

Please refer to the Flushfit Builders Data Sheet for specific installation instructions.